

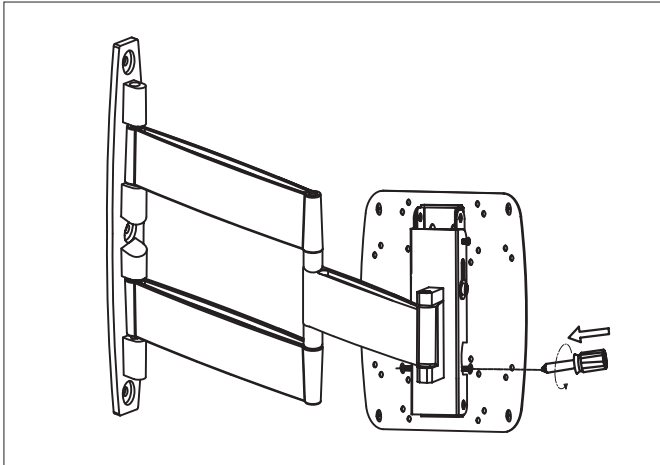
Installation Guide (For BKT-564)

BKT-564

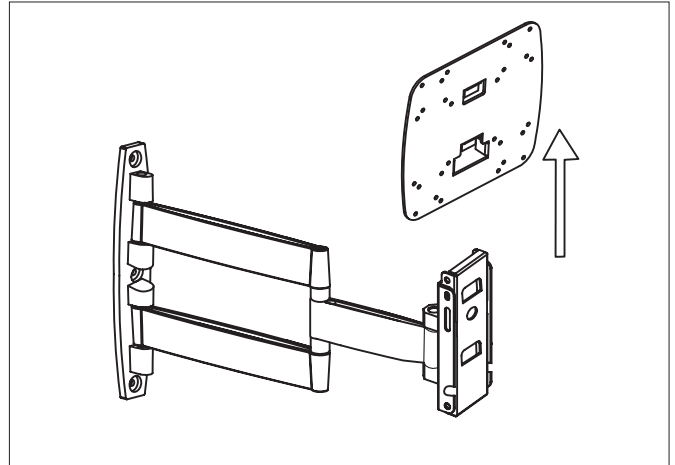
Important Notes:

All LCD Monitor / TV brackets are thoroughly inspected and fully tested operational in factory. We accept no liability whatsoever for any losses due to improper operation, or any unauthorized alternation. All trademarks contained in this installation guide are the property of their respective owners.

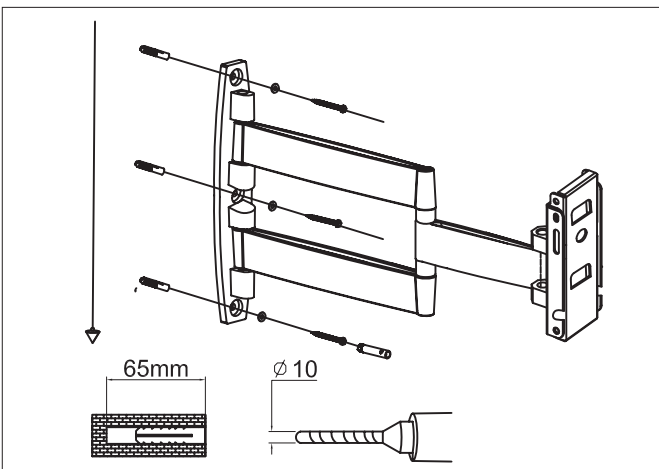
STEP 1



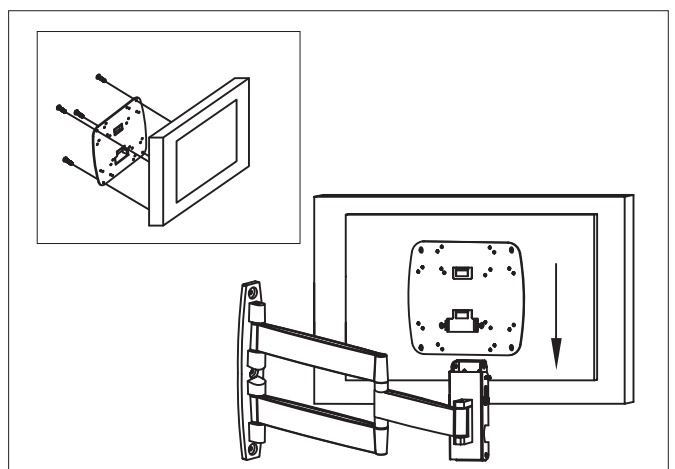
STEP 2



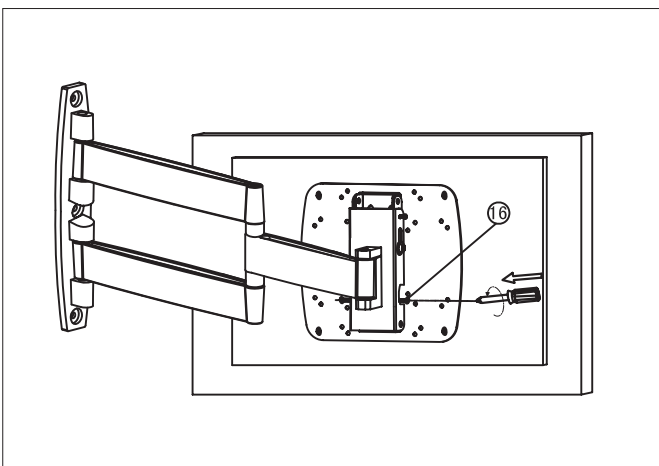
STEP 3



STEP 4



STEP 5



Mounting Screws for mounting universal arm to Plasma / LCD TV:

- Hex Nut Bolt ST 7 x 65 (3 nos.)
- M4 x 10 Pan Head Screw (4 nos.)
- M5 x 10 Pan Head Screw (4 nos.)
- M6 x 14 Pan Head Screw (4 nos.)
- M5 washer (4 nos.)