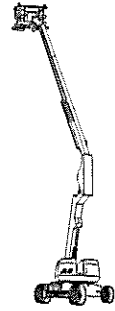


## Engine Powered Aerial Work Platforms SPECIFICATIONS



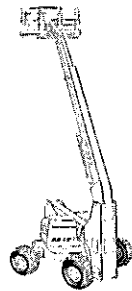
### Main Features

- Exclusive Fall Arrest System
- Full 270-degree Access Around the Platform
- Meets Jet Blast Standards (ARP 1328).

	740AJ
<b>740AJ Articulating Boom Lift</b>	
Platform Height	74 ft (22.56 m)
Platform Capacity—Unrestricted	500 lb (227 kg)
Horizontal Outreach	51 ft 10 in. (15.8 m)
Up and Over Height	25 ft 1 in. (7.65 m)
Overall Width	8 ft (2.44 m)
Weight	36,200 lb (16,5420 kg)
Dual Fuel Engine—GM Vortec 3000 MPFI	82 hp (61.1 kW)
Diesel Engine—Deutz D2011L04 w/EGR	64 hp (47 kW)

### Available Options

Soft Touch System	•
43.5 lb (19.73 kg) Propane Tank	•
Cold Weather Start Kit—Includes engine block heater, battery heater and, heater.	•
Flashing Amber Beacon	•
Hostile Environment Kit—Includes boom wipers, cylinder bellows and console cover.	•



### Main Features

- Industry's Best Reach Envelope in its Class
- Exclusive QuikStik® Boom
- Oscillating Axle and 4-Wheel Drive
- Narrow 8 ft (2.44 m) Chassis

	800A	800AJ
<b>800 Series Articulating Boom Lifts</b>		
Platform Height	80 ft (24.38 m)	80 ft (24.38 m)
Platform Capacity (Restricted)	1,000 lb (454 kg)	N/A
Platform Capacity (Unrestricted)	500 lb (227 kg)	500 lb (227 kg)
Horizontal Outreach	53 ft (16.15 m)	51 ft 10 in. (15.8 m)
Up and Over Height	32 ft 1 in. (9.78 m)	32 ft 1 in. (9.78 m)
Overall Width	8 ft (2.44 m)	8 ft (2.44 m)
Weight	34,300 lb (15,558 kg)	34,300 lb (15,558 kg)
Dual Fuel Engine—GM Vortec 3000 MPFI	82 hp (61.1 kW)	82 hp (61.1 kW)
Diesel Engine—Deutz D2011L04 w/EGR Caterpillar 3044C	64 hp (47 kW) 63.3 hp (47.2 kW)	64 hp (47 kW) 63.3 hp (47.2 kW)

### Available Options

Foam-Filled 18 x 19.5 Tires	•
Soft Touch System 6 ft/8 ft	•
36 x 72 in. (0.91 x 1.83 m) Platform	•
43.5 lb (19.73 kg) Propane Tank	•
Cold Weather Start Kit—Includes engine block heater, battery heater, oil tank heater.	•
Hostile Environment Kit—Includes console cover, boom wipers and cylinder bellows.	•

For complete specifications, visit [www.jlg.com](http://www.jlg.com)

## Engine Powered Aerial Work Platforms SPECIFICATIONS

### 150HAX

#### 150HAX Articulating Boom Lift

Platform Height	150 ft (45.72 m)
Platform Capacity—Restricted	1,000 lb (454 kg)
Platform Capacity—Unrestricted	500 lb (227 kg)
Horizontal Outreach	79 ft 3 in. (24.16 m)
Up and Over Height	79 ft 11 in. (24.36 m)
Overall Width (Axles Retracted)	11 ft 6 in. (3.51 m)
Weight	58,100 lb (26,354 kg)
Diesel Engine—Cummins 4B3.9C	76 hp (57 kW)

### Available Options

5 Degree Tilt Alarm	•
Flashing Amber Beacon	•
Hostile Environment Kit—Includes boom wipers, cylinder bellows and console cover.	•
Hydraulic Power Tool Circuit	•
Light Package—Includes head and tail lights and platform worklights.	•
Soft Touch System	•

### 400S


### 460SJ

#### 400 Series Telescopic Boom Lifts

Platform Height	40 ft 4 in. (12.29 m)	46 ft (14.02 m)
Platform Capacity—Restricted	1,000 lb (454 kg)	N/A
Platform Capacity—Unrestricted	500 lb (227 kg)	500 lb (227 kg)
Horizontal Outreach	34 ft 7 in. (10.54 m)	41 ft (12.49 m)
Overall Width (Axles Retracted)	7 ft 6.5 in. (2.30 m)	7 ft 6.5 in. (2.30 m)
Weight	12,650 lb (5,738 kg)	15,850 lb (7,189 kg)
Dual Fuel Engine—GM Vortec 3000 MPFI	82 hp (61.1 kW)	82 hp (61.1 kW)
Diesel Engine—Perkins 404C-22 Caterpillar C2.2	49 hp (36.5 kW) 49 hp (36.5 kW)	49 hp (36.5 kW) 49 hp (36.5 kW)

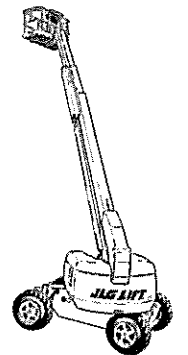
### Available Options

1/2 in. Air Line to Platform	•
2500 Watt Generator	•
36 x 72 in. (0.91 x 1.83 m) Platform	•
43.5 lb (19.73 kg) Propane Tank	•
Cold Weather Start Kit—Includes engine block heater, battery heater, oil tank heater.	•
Arctic Package	•



### Main Features

- Higher Platform Height—150 ft (45.72 m)
- Longer Outreach—79 ft 3 in. (24.16 m)
- More Up and Over Height—80 ft (24.38 m)



### Main Features

- 90% Faster Boom Speed
- 100% More Platform Capacity
- 29% Faster Drive Speeds
- Oscillating Axle
- Operator Tool Tray